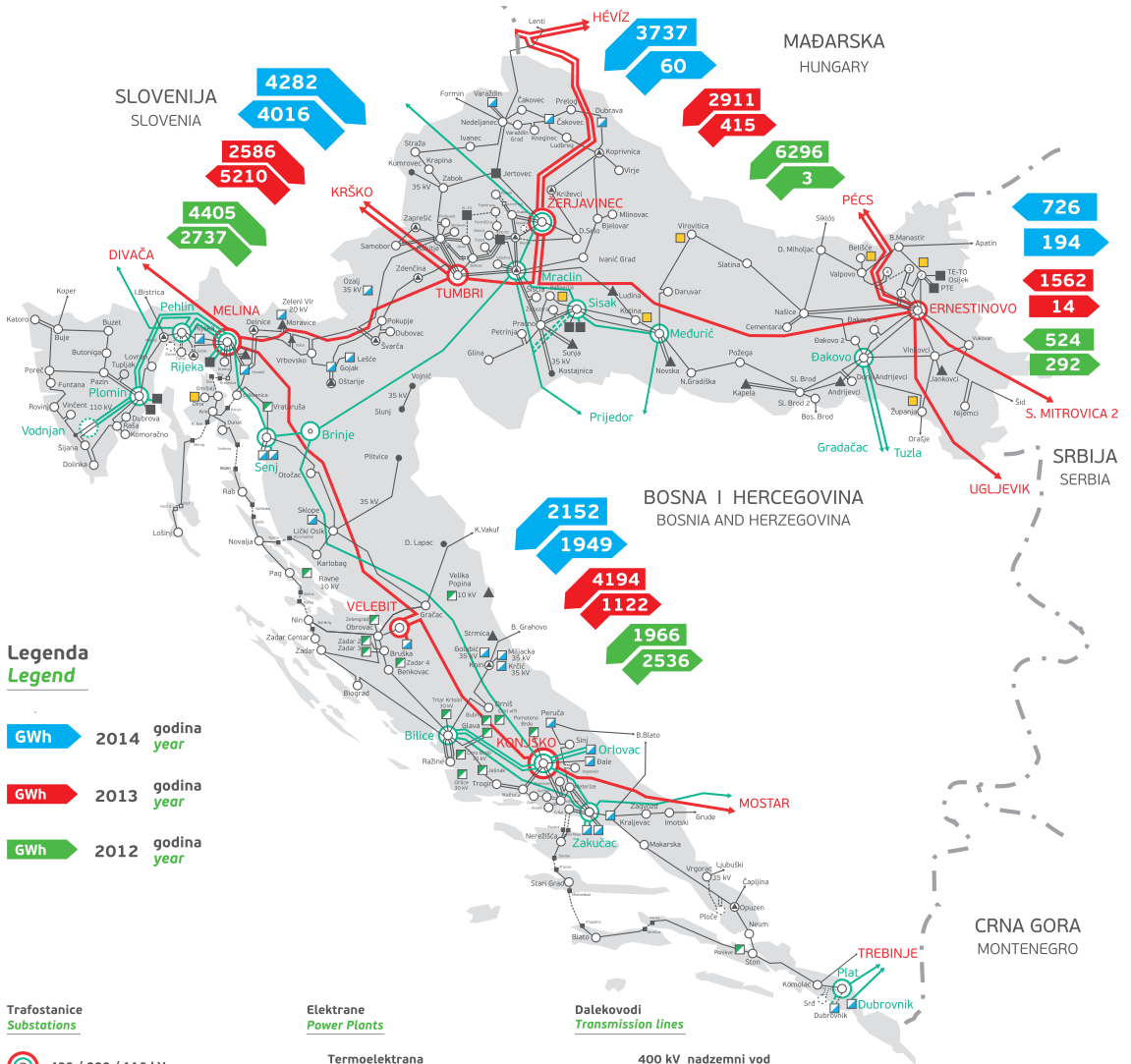


Shema hrvatskog elektroenergetskog sustava s razmjenom električne energije po granicama (GWh)

Croatian Electricity System Scheme with Electricity Exchange by Borders (GWh)



Ukupna prekogranična razmjena (GWh)

Total Cross-Border Exchange (GWh)

Godina Year	Ulaz u Hrvatsku (uključujući 50% NE Krško) To Croatia (including 50% NPP Krško)	Izlaz iz Hrvatske From Croatia	Razlika razmjene Exchange balance
2012	13191	5568	7623
2013	11254	6762	4492
2014	10899	6227	4672

Dalekovodi u pogonu

Hrvatskog operatora prijenosnog sustava d.o.o.*

Transmission Lines of Croatian Transmission System Operator Ltd. in Operation

Napon Voltage Level	Duljina (km) Circuit Length (km)
400 kV	1247
220 kV	1213
110 kV	5188
Srednji napon Medium Voltage	11
Ukupno Total	7659

Transformatorske stanice

Hrvatskog operatora prijenosnog sustava d.o.o.*

Substations of Croatian Transmission System Operator Ltd.

Napon Voltage Level	Broj Number	MVA
400/x kV	6	4400
220/x kV	14	3320
110/x kV	153	4975
Ukupno Total	173	12695

* Stanje podataka 31.12.2014.

* Data status 31/12/2014

Maksimalno i minimalno opterećenje sustava (MW)

Maximum and Minimum System Load (MW)

Godina Year	Maksimum Maximum	Datum i vrijeme Date and Time	Minimum Minimum	Datum i vrijeme Date and Time
2012	3193	06.02 19:00	1132	27.05 06:00
2013	2813	11.02 20:00	1105	31.03 04:00
2014	2974	31.12 18:00	1166	11.05 06:00

Ukupna prenesena energija prijenosnom mrežom

Amount of electricity transferred across the transmission network

Godina Year	GWh
2012	22590
2013	23471
2014	22423

Gubici u prijenosnoj mreži

Transmission Network Losses

Godina Year	GWh	%
2012	462	2,04
2013	483	2,06
2014	430	1,92

Gubici(%) = $100 \times \text{Gubici} / \text{Ukupna prenesena energija}$

Losses(%) = $100 \times \text{Losses} / \text{Amount of electricity transferred across the transmission network}$

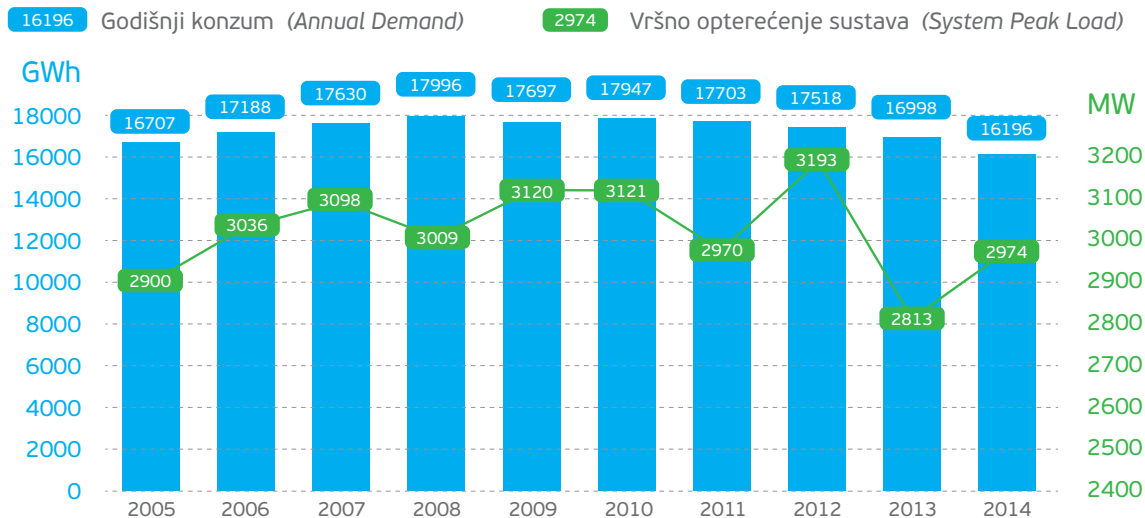
Isporuka kupcima izravno priključenima na prijenosnu mrežu

Delivery to the Customers Directly Connected to the Transmission Network

Godina Year	GWh
2012	600
2013	674
2014	746

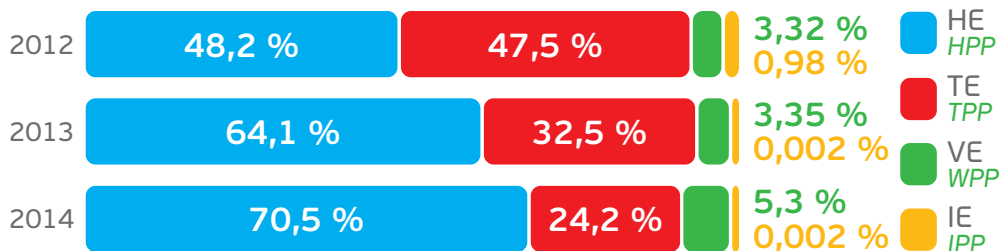
Godišnji konzum (GWh) i vršno opterećenje sustava (MW)

Annual Demand (GWh) and System Peak Load (MW)



Proizvodnja električne energije u Hrvatskoj (GWh)**

Electricity production in Croatia (GWh)**



** Preuzeto u prijenosnu i distribucijsku mrežu

** Delivered to the Transmission and Distribution Network

Proizvodni kapaciteti u Hrvatskoj (MW)*

Production Capacity in Croatia (MW)

Elektrane Power Plants				Ukupno Total
Hydro Hydro	Termo Thermal	Vjetro Wind	Industrijske Industrial	
2112	1770	339	212	4433

* Stanje podataka 31.12.2014.

* Data status 31/12/2014